



Selecting data from the IMF International Financial Statistics using UKDS.Stat

UKDS.Stat enables you to extract the information you want from large socio-economic international datasets available at the UK Data Service.

- Go to: stats.ukdataservice.ac.uk
- Click **International Monetary Fund > IMF Intertional Financial Statistics**
- This dataset is updated every month, and you can see the month and year of the edition in the title
- If you are looking for the most popular comparable series across different countries then use the **World tables** in the left hand menu
- If you are specifically looking for Annual, Quarterly or Monthly data, then click **Data by frequency** towards the left of the screen

The screenshot displays the UKDS.Stat interface for the IMF International Financial Statistics dataset (June 2016). The left-hand navigation menu is visible, with 'Data by frequency' and 'Annual data' highlighted in a red circle. The main content area shows a table of data for various countries and regions, with columns for Location, Unit, and Frequency (Annual) for the years 2007 and 2008.

Location	Unit	Frequency	2007	2008
APEC 050		Annual		
Advanced Economies 110		Annual		
Afghanistan, I.R. of 512	National Currency per SDR	Annual	78.57	80.3
Africa 605		Annual		
Africa not specified 799		Annual		
Albania 914	National Currency per SDR	Annual	130.987	135.
Algeria 612	National Currency per SDR	Annual	105.608	105.
All Countries 010		Annual		
All Participants 969		Annual		
American Samoa 859		Annual		
Angola 614	National Currency per SDR	Annual	118.555	115.
Anguilla 312	National Currency per SDR	Annual	4.26668	4.15

- Click **Data by frequency > Annual data**

Some default data is shown, but this can be changed. There are four dimensions which can be customised:

- Subject
- Location
- Frequency (we recommend using the *data by frequency* view mentioned previously, as this will only show data that are available for each frequency)
- Time

The **unit** dimension can be viewed, but not be changed, as this is dependent on the subject and country chosen.

- To change the default data, either click the Dimension titles circled below, or go to **Customise > Selection**

Please note that not all subjects are available for all countries, so you may need to experiment a little to find data for particular countries

Location	Unit	2007	2008	2009	2010	2011	2012	2013	2014	2015	2016
Advanced Economies 110	National Currency per SDR	78.57	80.5087	78.4092	89.7172	75.2096	86.138	87.2259	83.7702	94.2989	
Albania 614	National Currency per SDR	130.987	135.405	152.2	160.163	165.103	162.683	156.804	160.846	174.211	
Algeria 612	National Currency per SDR	100.656	109.64	114.82	115.418	116.787	126.937	126.505	127.566	148.456	
Angola 614	National Currency per SDR	118.555	115.751	140.148	142.673	148.268	147.277	150.245	149.529	187.51	
Anguilla 312	National Currency per SDR	4.26668	4.15873	4.23278	4.15008	4.14523	4.14968	4.158	3.91179	3.74147	
Antigua and Barbuda 311	National Currency per SDR	4.26668	4.15873	4.23278	4.15008	4.14523	4.14968	4.158	3.91179	3.74147	
Argentina 213	National Currency per SDR	4.9446	5.28775	5.92587	6.09290	6.5771	7.52763	10.0115	12.3294	18.1531	
Armenia 911	National Currency per SDR	480.744	472.447	592.414	559.709	592.261	620.27	624.606	686.141	670.347	
Aruba 314	National Currency per SDR	2.82880	2.79708	2.80617	2.75665	2.74813	2.75109	2.7596	2.99337	2.48046	
Australia 193	National Currency per SDR	1.79248	2.22325	1.7479	1.51535	1.51169	1.4771	1.73717	1.76641	1.8967	
Austria 122	National Currency per SDR	1.33579	1.23376	1.25801	1.22879	1.20749	1.26848	1.28813	1.15645	2.18091	
Bahamas, The 313	National Currency per SDR	1.58265	1.54027	1.56769	1.54003	1.53027	1.53692	1.54	1.44881	1.38573	
Bahrain, Kingdom of 419	National Currency per SDR	0.584175	0.579142	0.589451	0.576051	0.577262	0.577262	0.57904	0.544753	0.521834	
Bangladesh 513	National Currency per SDR	108.367	108.195	108.589	108.987	126.868	122.723	119.735	112.814	108.79	

- Click **Location**
- Click **Unselect all**

Select the country/countries you are interested in

- I have ticked **Albania**

Customize

Other selections: Location[267/267] Subject [1/1698] Time & Frequency [10] Number of cells currently selected: 2670

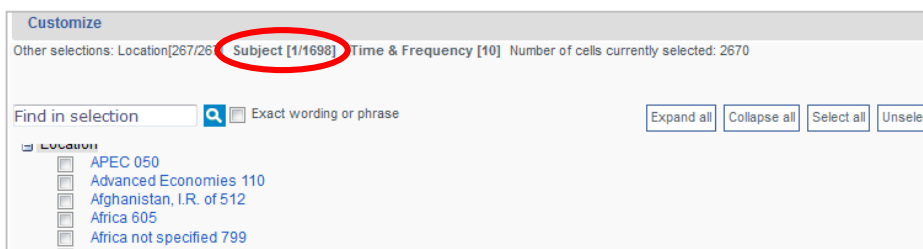
Find in selection Exact wording or phrase Expand all Collapse all Select all Unselect all

Location

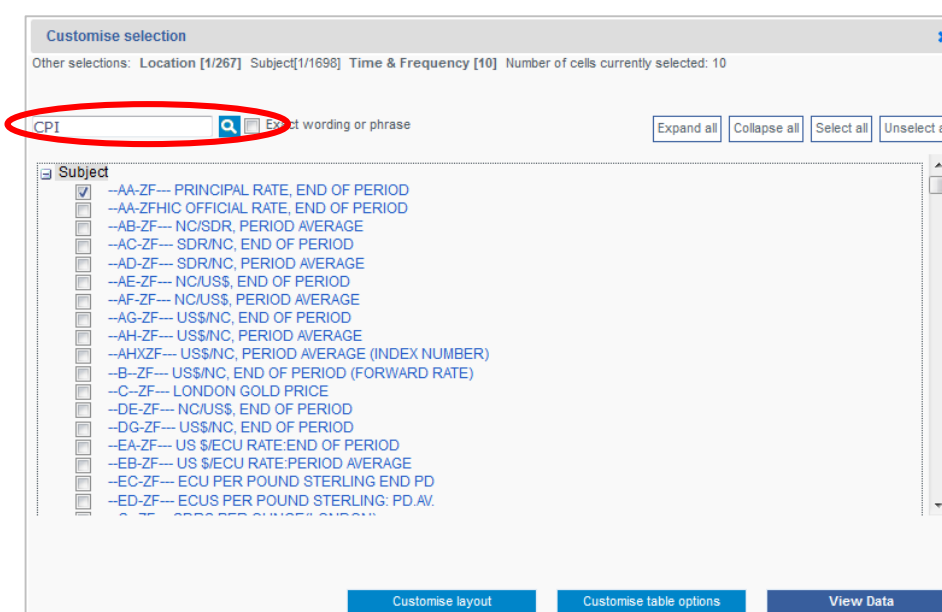
- APEC 050
- Advanced Economies 110
- Afghanistan, I.R. of 512
- Africa 605
- Africa not specified 799
- Albania 914
- Algeria 612
- All Countries 010
- All Participants 969
- American Samoa 859
- Angola 614
- Anguilla 312
- Antigua and Barbuda 311
- Arab Monetary Fund 476
- Argentina 213
- Armenia 911
- Aruba 314
- Australia 193
- Austria 122

Customise layout Customise table options View Data

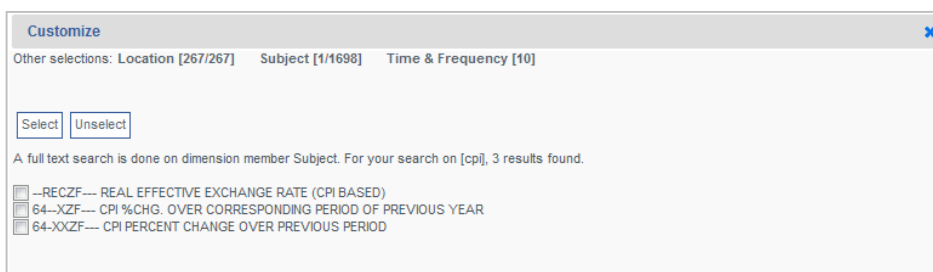
- Click **Subject**



- You can now select subjects for this dimension, by either scrolling or searching
- I will type *CPI*



- This brings up three possible subjects.



There may be more subjects that are relevant, but not actually named CPI. The coding structure allows for more related items to be found. You can see that two series begin with the code 64 (this is a good thing to do if you are struggling to find data for a particular country)

- Repeat your search by clicking on *Subject* and searching for *64*.
- You can now see that there are more relevant subjects
- Now tick all of the subjects beginning with 64

Other selections: Location [7/267] Subject [2/1698] Time & Frequency [10]

Select Unselect

A full text search is done on dimension member Subject. For your search on [64], 11 results found.

- 64--ZF-- CONSUMER PRICES (Code: 64--ZF--)
- 64-XZF-- CPI %CHG. OVER CORRESPONDING PERIOD OF PREVIOUS YEAR (Code: 64-XZF--)
- 64-A-ZF-- CONSUMER PRICES (HIGH INFLATION COUNTRY AT 1995 FACTORS) (Code: 64-A-ZF--)
- 64-B-ZF-- CONSUMER PRICES (HIGH INFLATION COUNTRY AT 1995 FACTORS) (Code: 64-B-ZF--)
- 64-D-ZF-- CONSUMER PRICES (DIFFERENT COVERAGE) (Code: 64-D-ZF--)
- 64-XXZF-- CPI PERCENT CHANGE OVER PREVIOUS PERIOD (Code: 64-XXZF--)
- 64A--ZF-- CONSUMER PRICES (LIMITED COVERAGE) (Code: 64A--ZF--)
- 64B--ZF-- RPI: ALL ITEMS (Code: 64B--ZF--)
- 64H--ZF-- CONSUMER PRICES (Code: 64H--ZF--)
- 76HEDZF-- WOOL AUSTRALIA-N.ZEAL(UK)64S
- 76HEZZF-- WOOL-AUSTRALIA:64.FINE

View Data

Please note, that if you search and tick some subjects, searching again will remove what you have previously ticked.

You can chose the years selected by clicking *Time and frequency*

Other selections: Location [7/267] Subject [2/1698] **Time & Frequency [10]**

Ensure that the *Select date range* radio button is selected and change the years to 2000 to 2016.

(If you would like non-sequential years then click *Select time period*)

Other selections: Location [267/267] Subject [1/1698] Time & Frequency [10] Number of cells currently selected: 2670

Select time range Select time period

Select date range Select latest data

From: To: latest available data

Select last:

Annual 2000 2016 17 years

Quarterly 2016Q1 2016Q2 --- quarters

Monthly 2016M4 2016M5 --- months

Customise layout Customise table options **View Data**

- To see the data click *View data*

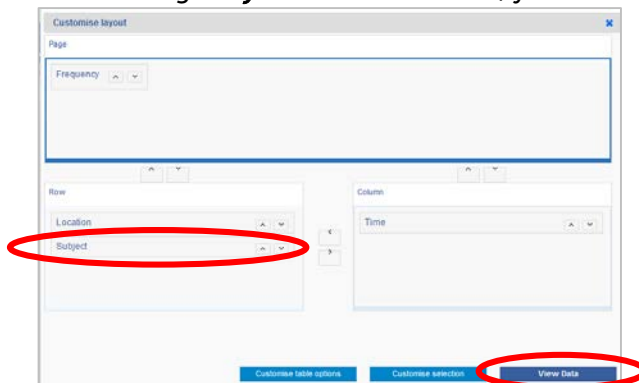
You can now see a table layout of the data. In this case we're not seeing any data. We selected nine subjects, but only one is displayed.



Subject	64M--ZF-- CONSUMER PRICES																
Frequency	Annual																
Time	2000	2001	2002	2003	2004	2005	2006	2007	2008	2009	2010	2011	2012	2013	2014	2015	2016
Location	Unit																
Albania 914																	

By default you can only see one subject at a time. But you can see all of the subjects selected by changing the layout. To do this, go to:

- **Customise > Layout**
- Drag **Subject** to the **Row** box, your screen should look like this:



Click **View data**

International Financial Statistics (June 2016) : Annual data

Did you know ... you can hide empty rows and columns in UKDS Stat? <http://youtu.be/5kAZ2M6AwU>

Location	Subject	Unit	Time	2000	2001	2002	2003	2004	2005	2006	2007	2008	2009	2010	2011	2012	2013	2014	2015	
Albania 914	64M--ZF-- CONSUMER PRICES																			
	64B--ZF-- RPI ALL ITEMS																			
	64A--ZF-- CONSUMER PRICES (LIMITED COVERAGE)																			
	64-X0ZP-- CPI PERCENT CHANGE OVER PREVIOUS PERIOD																			
	64-DZP-- CONSUMER PRICES (DIFFERENT COVERAGE)																			
	64-B-ZP-- CONSUMER PRICES (HIGH INFLATION COUNTRY AT 1995 FACTORS)																			
	64-A-ZP-- CONSUMER PRICES (HIGH INFLATION COUNTRY AT 1995 FACTORS)																			
	64-XZP-- CPI %CHG. OVER CORRESPONDING PERIOD OF PREVIOUS YEAR	Percent			0.0500181	3.10759	7.77053	0.454035	2.20802	2.36858	2.37073	2.93286	3.35924	2.2885	3.55227	3.45835	2.0316	1.93762	1.63178	1.88781
	64-XZP-- CONSUMER PRICES	Index Number			74.1537	76.458	82.3992	82.7981	84.6859	86.69	88.7452	(K) 61.3476	94.4164	98.5896	100	103.45	105.52	107.507	109.353	(K) 111.417
	64--ZF-- CONSUMER PRICES																			

You can now see all of the subjects selected. Two of them have data for Albania.

To download go to **Export**, to chart go to **Draw chart**

If you need further information:

- Look out for red **i** icons, they give further information about the dataset or about individual items
- Hover over footnotes for further information.
- If you click the red **i** icon beside the dataset name, you can find out how to cite the data, and links to documentation such as the **IFS yearbook** and **IFS world and country notes** which will help you understand these data

International Financial Statistics (June 2016) **(16)** : Annual data

Did you know ... you can hide empty rows and columns in UKDS Stat? <http://youtu.be/5kAZ2M6AwU>

Location	Subject	Unit	Time	2000	2001	2002	2003	2004	2005	2006	2007	2008	2009	2010	2011	2012	2013	2014	2015	
Albania 914	64M--ZF-- CONSUMER PRICES																			
	64B--ZF-- RPI ALL ITEMS																			
	64A--ZF-- CONSUMER PRICES (LIMITED COVERAGE)																			
	64-X0ZP-- CPI PERCENT CHANGE OVER PREVIOUS PERIOD																			
	64-DZP-- CONSUMER PRICES (DIFFERENT COVERAGE)																			
	64-B-ZP-- CONSUMER PRICES (HIGH INFLATION COUNTRY AT 1995 FACTORS)																			
	64-A-ZP-- CONSUMER PRICES (HIGH INFLATION COUNTRY AT 1995 FACTORS)																			
	64-XZP-- CPI %CHG. OVER CORRESPONDING PERIOD OF PREVIOUS YEAR	Percent			0.0500181	3.10759	7.77053	0.454035	2.20802	2.36858	2.37073	2.93286	3.35924	2.2885	3.55227	3.45835	2.0316	1.93762	1.63178	1.88781
	64-XZP-- CONSUMER PRICES	Index Number			74.1537	76.458	82.3992	82.7981	84.6859	86.69	88.7452	(K) 61.3476	94.4164	98.5896	100	103.45	105.52	107.507	109.353	(K) 111.417
	64--ZF-- CONSUMER PRICES																			